








Ocean Class

Term 5 Planning Overview

Topic: 'Adventure'

Year R Whole School Theme: Sustainable Development	Week 1 20th April	Week 2 27th April	Week 3 4th May	Week 4 11th May	Week 5 18th May
Experiences & hooks	Magic packs a suitcase	Class party Friday 1 st May			STEM Week Science assembly and workshop
Literacy – Drawing Club Mark making Making (SPECIFIC)	 <p>Consider your own magical adventure. Where will your door transport you?</p> <p>YR (Oracy focus) Draw and describe an imaginary place. Y1 Create an adventure story plan. Consider your character, the setting and the plot.</p>	 <p>YR Write an invitation for a class party Y1 Write an invitation with details including time, date and menu.</p>	 <p>YR Retelling the story/story sequencing Y1 Write a new ending to the story</p>	 <p>YR Create a new recipe for the Troll/pirate Y1 Write an information poster on Pirate f</p>	
Story Vocabulary	Journey Expedition Voyage Mysterious Threat Imprison Release	Miserable Rip roaring Bound Exceptional Glide Soar	Permission Battling Traverse Travel Stomping Lush Abundant		Hank Chief, Peg Polkadot, Ben Buckle, Per Patch Riches Scheme Ensnare Culinary
YR Phonics - Little Wandle Letters and Sounds (SPECIFIC)	Review Phase 3: Short vowels CVCC Tricky words: said so have like	Review Phase 3: Short vowels CVCC CCVC Tricky words: some come love do	Short vowels CCVCC CCCVC CCCVCC longer words Tricky words: were here little	Longer words compound words Tricky words: there when what one	Root words ending in: –ing, –ed /t/, – /id/ /ed/ –est Tricky words: out today Assessments

Y1 Little Wandle Letters and Sounds	Phase 5 Phonics Screening Check Revision ay play a-e shake ea each e he	Phase 5 Phonics Screening Check Revision ie pie i-e time o go o-e home	Phase 5 Phonics Screening Check Revision ue blue rescue ew chew new u-e rude cute aw claw	Phase 5 Phonics Screening Check Revision ea head ir bird ou cloud oy toy	Phase 5 Phonics Screening Check Revision i tiger a paper ow snow u unicorn		
Physical Development (PRIME)	Gross Motor Overview <ul style="list-style-type: none"> Develop control of a ball in different ways. Balance on a variety of equipment and climb To persevere and show a growing can do attitude during physical activities 			Fine Motor Overview <ul style="list-style-type: none"> Practise handling tools such as, scissors, pencil/pens/paintbrushes and glue effectively. Experiment with joining materials in a range of ways including on woodwork bench and use of stapler. 			
PSED Managing Self	<ul style="list-style-type: none"> To learn about some of the ways I can keep my body healthy <ul style="list-style-type: none"> To learn about healthy choices To be able to prepare food showing understanding of hygiene 						
PSED (PRIME) Jigsaw PSHE Relationships 	Piece 1 My Family and Me! LO: I can identify some of the jobs I do in my family and how I feel like I belong	Piece 2 Make friends, make friends, never ever break friends Part 1 LO: I know how to make friends to stop myself from feeling lonely	Piece 3 Make friends, make friends, never ever break friends Part 2 LO: I can think of ways to solve problems and stay friends	Piece 4 Falling Out and Bullying Part 1 LO: I am starting to understand the impact of unkind words	Piece 5 Falling Out and Bullying Part 2 LO: I can use Calm Me time to manage my feelings	Piece 6 Being the best friend we can be LO: I know how to be a good friend	
Y1 PSHE	To name different parts of our bodies and describe what they can do.	To say some different ways to keep our bodies healthy.	To use the correct words to describe the private parts of our bodies (Year 1 only)	To understand why it is important to look after our bodies.	To understand the different things we can do to look after our bodies.		
YR Mathematics Scheme: Mastering Number (SPECIFIC)	Space Shape Measure	Space Shape Measure	Composition Week 20	Week 21		Week 22	
	Mass and capacity	Explore 2D and 3D shape	Sorting numbers according to attributes - odd and even numbers	Counting – larger sets and things that cannot be seen		Subitising – to 6, including in structural arrangements	
YR & 1 Space Shape and Measure	Mass & Capacity			2D and 3D shapes			

Y1 Maths White Rose	Mass and Volume 1.Heavier and lighter 2.Measure mass 3. Compare mass 4.Full and empty	Multiplication and Division 1. Count in 2s 2. Count in 10s 3. Count in 5s	Multiplication and Division 1.Recognise equal groups 2.Add equal groups 3.Make arrays	Multiplication and Division 1.Make doubles 2.Make equal groups - grouping 3.Make equal groups - sharing	Fractions 1.Recognise half of an object or shape 2. Find half of an object or shape 3. Recognise half of a quantity
Y1 Mastering Number	Week 22 Focus on the composition of 11 to 15 as '10 and a bit' See this represented on a rekenrek, a double decker bus, and in part-part-whole diagrams	Week 23 Focus on the position of the numbers 11 to 15 on the number line Recap midpoint on a 0 to 10 number line and see that 10 is the midpoint on a 0 to 20 number line.	Week 24 Read, write and interpret expressions and equations with the + and = symbols to represent combining two sets (the aggregation structure of addition) Practise using knowledge of composition to identify the total/ sum	Week 25 Read, write and interpret expressions and equations with the + and = symbols to represent an increase in a set (the augmentation structure of addition) Continue to use knowledge of composition to identify the total/ sum	Week 26 Practise recalling the composition of the numbers 6, 7, 8 and 9
Y1 Science	To find out about different seasons and how to describe them.	To find out about the seasons and how they are different.	To find out about how animals are affected by the seasons.	To find out about how humans are affected by the seasons.	To find out about the day length is affected by seasons. STEM investigations
Understanding the World RE Technology	Understanding the world, RE & Technology				
	UW- Past & Present	UW – RE		Technology	
	History Children explore how homes and transport has changed over time.	YR Why are some stories special? Discussing favourite stories and exploring why some stories are special to other people. Y1 What is God's job? Investigating the roles of God through stories and sacred texts, children look at the things God does and what this means to different people.		Computing Moving a robot – making links to the term's stories to design maps and programme to reach identified points. Project Evolve: Managing Online Information Privacy & Security	
Expressive Arts & Design	Textiles: Bookmarks Pupils develop and practise threading and weaving techniques using various materials and objects. They look at the history of the bookmark from Victorian times versus modern-day styles. The pupils			Design & Technology Music – Get Set 4 music – Around the World Children are introduced to a diverse selection of music from around world. The focus is mostly on listening to a wide variety of music from different cultures and traditions in which children identify instruments	

apply their knowledge and skills to design and sew their own bookmarks.

**Year 1
Textiles**

Learning how to make simple stitches using a needle and thread to create a piece of celebratory bunting, or exploring methods of joining fabric to design and make a character-based hand puppet using a preferred joining technique before decorating.

and talk about their preferences. They are also often given opportunity to sing, dance and play music relevant to the place of focus.